

Philips 4407

R	1-39	40-99	100-199	200-299	300-399	400-499	500-599	600-699	700-799	800-899	900-999	1000-1099	1100-1199	1200-1299	1300-1399	1400-1499	1500-1599	1600-1699	1700-1799	1800-1899	1900-1999	2000-2099	2100-2199	2200-2299	2300-2399	2400-2499	2500-2599	2600-2699	2700-2799	2800-2899	2900-2999	3000-3099	3100-3199	3200-3299	3300-3399	3400-3499	3500-3599	3600-3699	3700-3799	3800-3899	3900-3999	4000-4099	4100-4199	4200-4299	4300-4399	4400-4499	4500-4599	4600-4699	4700-4799	4800-4899	4900-4999	5000-5099	5100-5199	5200-5299	5300-5399	5400-5499	5500-5599	5600-5699	5700-5799	5800-5899	5900-5999	6000-6099	6100-6199	6200-6299	6300-6399	6400-6499
C	1-50	51-100	101-150	151-200	201-250	251-300	301-350	351-400	401-450	451-500	501-550	551-600	601-650	651-700	701-750	751-800	801-850	851-900	901-950	951-1000	1001-1050	1051-1100	1101-1150	1151-1200	1201-1250	1251-1300	1301-1350	1351-1400	1401-1450	1451-1500	1501-1550	1551-1600	1601-1650	1651-1700	1701-1750	1751-1800	1801-1850	1851-1900	1901-1950	1951-2000	2001-2050	2051-2100	2101-2150	2151-2200	2201-2250	2251-2300	2301-2350	2351-2400	2401-2450	2451-2500	2501-2550	2551-2600	2601-2650	2651-2700	2701-2750	2751-2800	2801-2850	2851-2900	2901-2950	2951-3000						

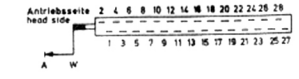
Sk 1
verbundener Kontakt bei closed contact at

Aufnahme recording	Wiedergabe playback
1-6	2-4-8
4-5	11-19
7-9-10-14	15-16
11-12	18-20
17-23	21-23
14-22	26-28
19-21	
20-24	
25-26-27	



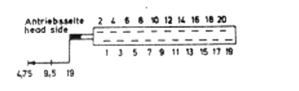
Sk 101
verbundener Kontakt bei closed contact at

Aufnahme recording	Wiedergabe playback
101-106	101-103
104-105	102-104-108
107-110-114	111-119
111-112	115-116
117-123	118-120
118-122	121-125
120-124	121-123
119-121	127-128
126-128	



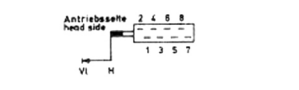
Sk 2
verbundener Kontakt bei closed contact at

4.75 cm/s 1 1/2 ips	9.5 cm/s 3 ips	19 cm/s 7 1/2 ips
205-211	203-205-209	201-205-207
206-212	204-206-210	202-206-208
213-215-217	213-217	
214-216-218	214-218	



Sk 3
verbundener Kontakt bei closed contact at

Vorlauf forward	Halt stop
301-303	303-306-307
302-306	
304-305	



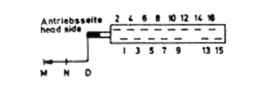
Sk 4
verbundener Kontakt bei closed contact at

Spur 2-3	Spur 1-4	Stereo	Parallel
401-403	401-403	403-405	401-403
402-404	402-404	404-406	402-404
410-412	411-413	407-408	
411-413	412-414	409-410-411	
416-418	415-417	412-414	415-417
419-421	416-418	415-417	
420-422	421-422	421-422	419-421
425-427	423-425	423-425	
426-428	424-426	424-426	
	427-428	427-428	
	428-430	428-430	
	431-432		



Sk 6
verbundener Kontakt bei closed contact at

Multiplex	Normal	Display
603-607	601-608	603-607
608-606	605-606	609-613
609-613	610-612	



Sk	Funktion
0	Netzschalter mains switch
1	A/W-Schalter rec/playswitch linker Kanal (left channel)
101	A/W-Schalter rec/playswitch rechter Kanal (right channel)
2	Geschwindigkeitsumschalter speed selector
3	Vorlaufschalter forward switch
4	Spurumschalter track selector
5	Spannungswähler voltage adapter
6	Multiplex - Duoplay
7	Lautsprecherschalter loudspeaker switch

